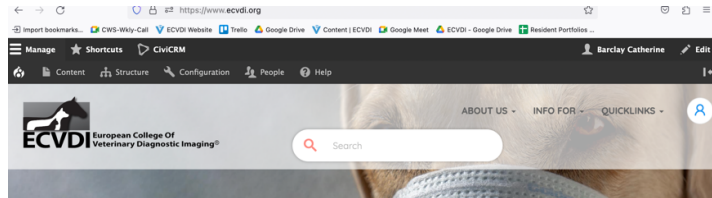


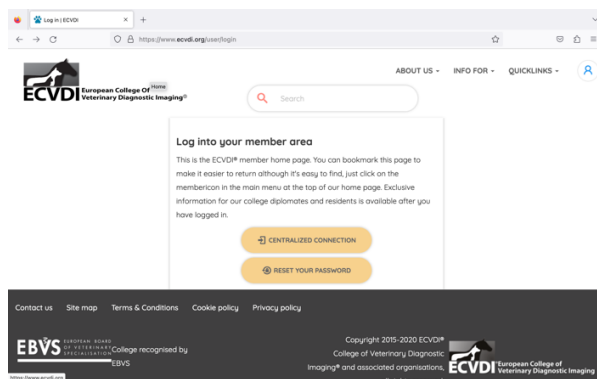
Setting Up a New Account and Enrolling for a Residency Training Programme

Go to www.ecvdi.org

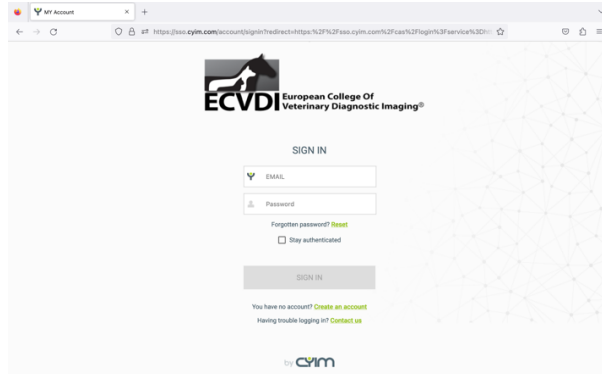
Click on the login icon



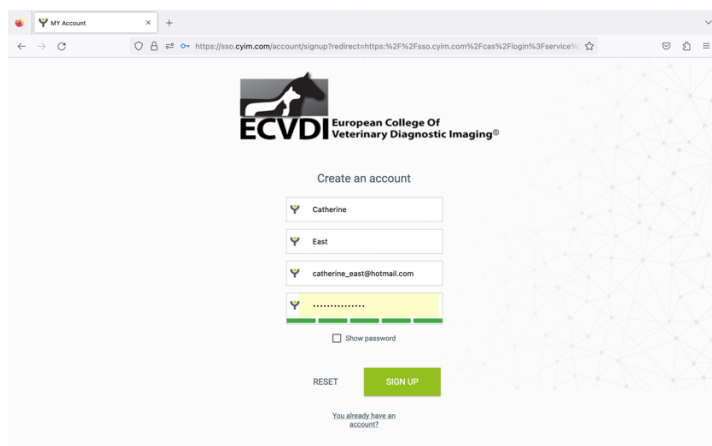
It will then take you this screen – click on centralized connection:



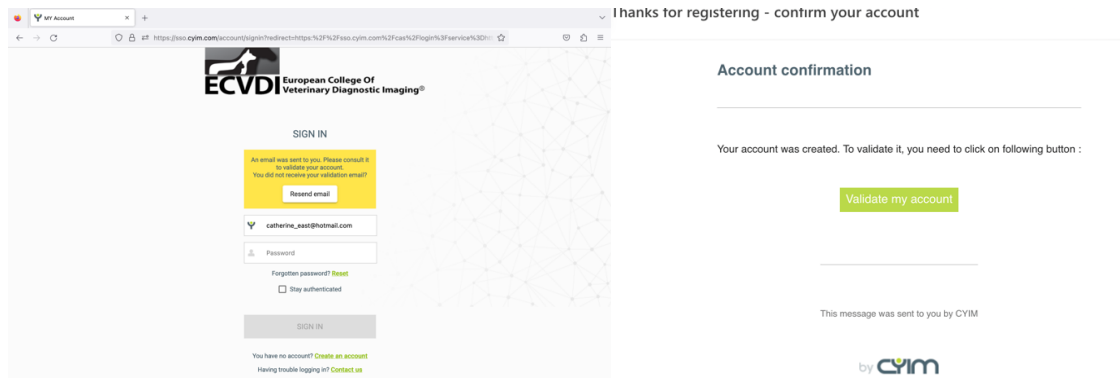
It will take you to the sign in page. Click on Create an Account



You will then be invited to create an account. Add details then click on the SIGN UP button:

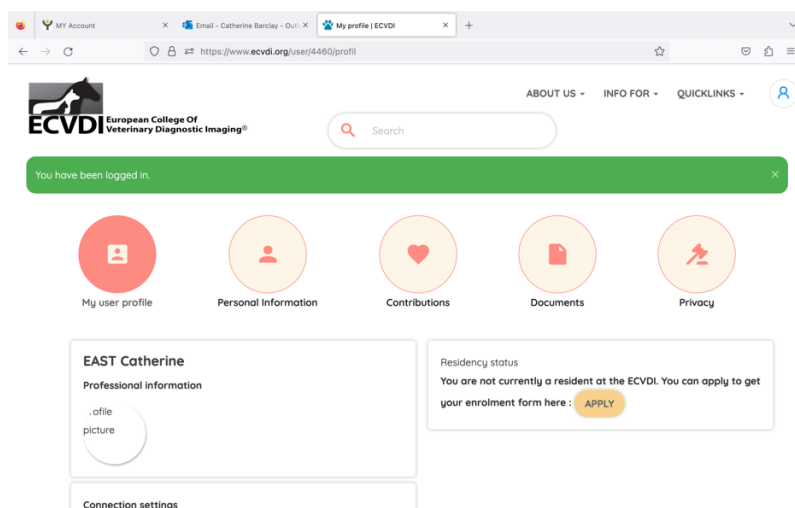


You will then be sent a message to say a verification email has been sent to your registered email address. You should then receive an email to validate your account:



Once you have validated the account you can then login through the centralized connection login page. It will automatically take you to your profile page which contains all your information (which at this stage won't have anything connected to it).

Under the Residency Status button there is a button to apply and submit an application.



Once you have completed the enrolment form and had it signed by the programme director / supervisors you can submit the application. **Once the application is submitted it must also be emailed to adminecvdi@ecvdi.eu in order for it to be processed.**